

THE PIKES PEAK EARLY COLLEGE BRAND

Using the Pikes Peak Early College Logo

Establishing a brand is a fundamental step in developing relationships with staff, parents and students. A brand clearly defines the message of your school's educational objectives and delivers it to your target audience in a way they can relate to and easily understand. Establishing your brand can create loyalty, build trust and credibility, foster pride and promote a sense of belonging within your school community.



The Pikes Peak Early College logo is the backbone of your brand. Using it correctly on all PPEC publications projects professionalism and establishes an identity you audience can associate with. Incorrect use of the PPEC logo can result in your audience losing trust in and connection to your brand.


Best Logo Practices

- Avoid mid tone background and never allow surrounding text to touch the logo
- Never skew, stretch or otherwise distort the logo
- Suggested uses: websites, brochures, fliers, advertisements and letterheads

Brand Colors




#e4b12a
CMYK: 11, 30, 97, 0
RGB: 228, 177, 42




#33465f
CMYK: 84, 69, 42, 29
RGB: 51, 70, 85



#849a64
CMYK: 51, 33, 18, 0
RGB: 132, 154, 180



#c4c6ca
CMYK: 23, 17, 15, 0
RGB: 196, 198, 202



#ffffff
CMYK: 0, 0, 0, 0
RGB: 255, 255, 255

Style Guide

Spell Out School Names, Use Consistent Acronyms

Always spell out Pikes Peak Early College on the first reference. For example, "Pikes Peak Early College educates hundreds of children." On subsequent references the acronym may be used. "Last week PPEC, hosted a guest speaker."

Our Brand Fonts

The District 49 brand consists of two font families, Adobe Garamond Pro and Arial. The Pikes Peak Early College brand is welcome to use these font families in any materials created, including all print, digital and video media. The district fonts may be used together or individually depending on the needs of the specific document, stylistic choice of the author and where the document will ultimately be viewed. In most cases, Adobe Garamond Pro is used for titles and section headers. Garamond may be used as an alternative when the Adobe Garamond Pro font is not available. Arial is used in the main body of text. In general, Arial is better used in digital material and Adobe Garamond Pro is better suited for print applications, but both fonts may be used within a document to create style or enhance presentation.